



# i-Ready® Classroom Mathematics

## An Introduction for Families and Caregivers



# What is *i-Ready Classroom Mathematics*?

*i-Ready Classroom Mathematics* is the primary resource we will use this year in math class. It includes:

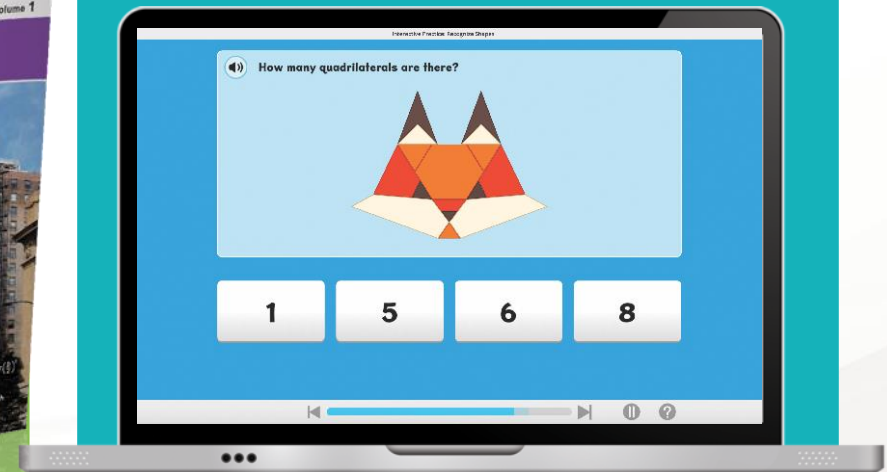
**A Diagnostic Assessment  
and Two Follow-Up  
Assessments**



**Worktexts Containing  
Students' Lessons and  
Practice**



**Online Materials for  
Students' Practice and  
Differentiation**



# The Diagnostic

## What It Does

- ✓ Assesses students' learning needs
- ✓ Results create reports teachers use to meet those needs
- ✓ Automatically assigns Personalized Learning lessons.
- ✓ Provides a starting point to show how much students learn and grow this year (so we can celebrate later!)

## What It Doesn't Do


- ✗ Give students grades
- ✗ Replace the teacher's understanding of students.
- ✗ Place students in their class levels

# The Student Worktexts

## In-Class Instruction Materials

Reference problems worked on in class

📍 On Blue Pages



## Practice Problems

More opportunities to practice the math learned in class


📍 On Green Pages



## Family Letters

Summarize math concepts learned in class

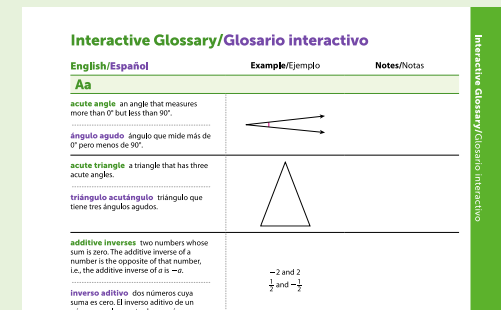
📍 Found at the Beginning of Each Lesson



## Math Glossary

A glossary of math terms in English and Spanish with examples  
Look up key math terms

📍 End of the Worktext





# The Student Digital Experience

## Student Dashboard

Access activities your teachers have assigned (blue buttons) and the Diagnostic or My Path (green buttons)

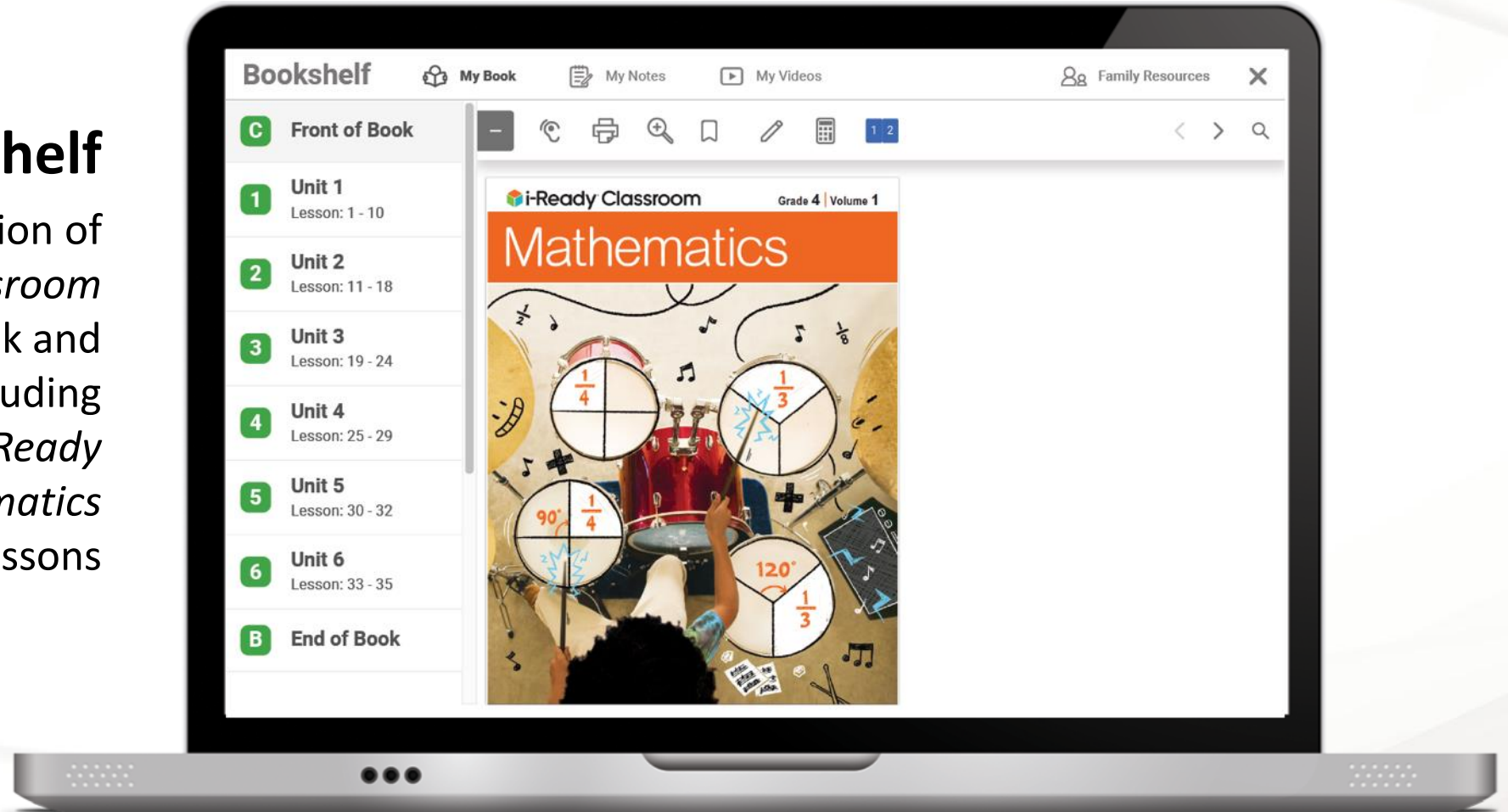


# The Student Digital Experience

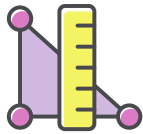


## Bookshelf

Digital version of  
*i-Ready Classroom  
Mathematics* book and  
digital tools, including  
many recorded *i-Ready  
Classroom Mathematics*  
lessons



# The Student Digital Experience



## Tools

Digital Math Tools  
to help students  
solve math problems

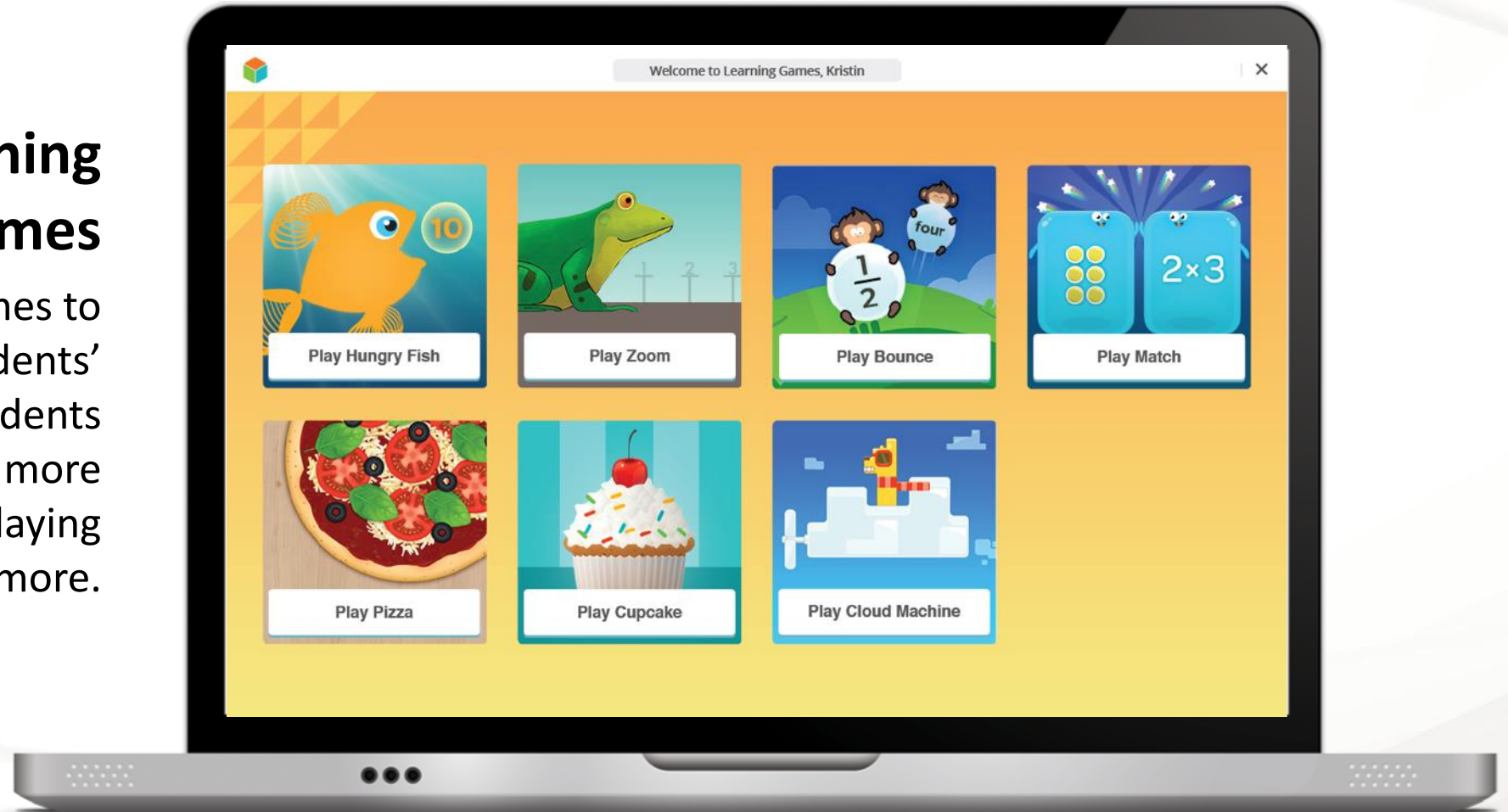


# The Student Digital Experience



## Learning Games

Fun math games to help improve students' math fluency. Students can unlock more games by playing more.






# *i-Ready* Account

Methacton students gain access right from the district Launchpad on their district issued device.

**Single sign-on** users must access *i-Ready Connect* through their district's login portal. Ask your teacher if you need help logging in!



# What class looks like with *i-Ready Classroom Mathematics*



Lessons span approximately one week.



Each day is a session centered around a single, powerful problem.



Lessons start with an Explore session, followed by 1–3 Develop sessions, and end with 1–2 Refine sessions.



# What class looks like with *i-Ready Classroom Mathematics*



## Structure of a Lesson

Day 1	Day 2	Day 3	Day 4	Day 5
Explore Session	Develop Session	Develop Session	Develop Session	Refine Session



# Try–Discuss–Connect



*i-Ready Classroom Mathematics* is a program that uses the Try–Discuss–Connect routine to spark meaningful partner and whole class discussions. This strengthens students' understanding and helps them become independent learners.



Watch the video to see how this works in a real classroom!



# What class looks like with *i-Ready Classroom Mathematics*

## Discourse Based



Students learn by solving and talking to each other.



Explaining your thinking is central to class.




Knowing *why* something works is as important as knowing how to do it.

Grade K



Grade 4



Grade 6






# What practice looks like in *i-Ready Classroom Mathematics*

## In Class

- Practice problems on green pages
- Fluency and Skills practice worksheets may also be assigned (in a separate booklet).
- Refine session is in-class time for practice/building to mastery.
- Lesson level, unit level, cumulative practice (ongoing)



## Online

- Personalized Instruction
- Interactive Practice
- Learning Games

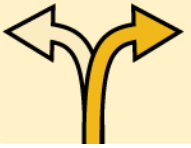


Plus, additional materials  
at teacher discretion.

# Personalized Learning - “My Path”



Assigned based on students’  
Diagnostic Results



Separate from students’ classwork



Targets students’ individual needs



Accessed through i-Ready Dashboard.



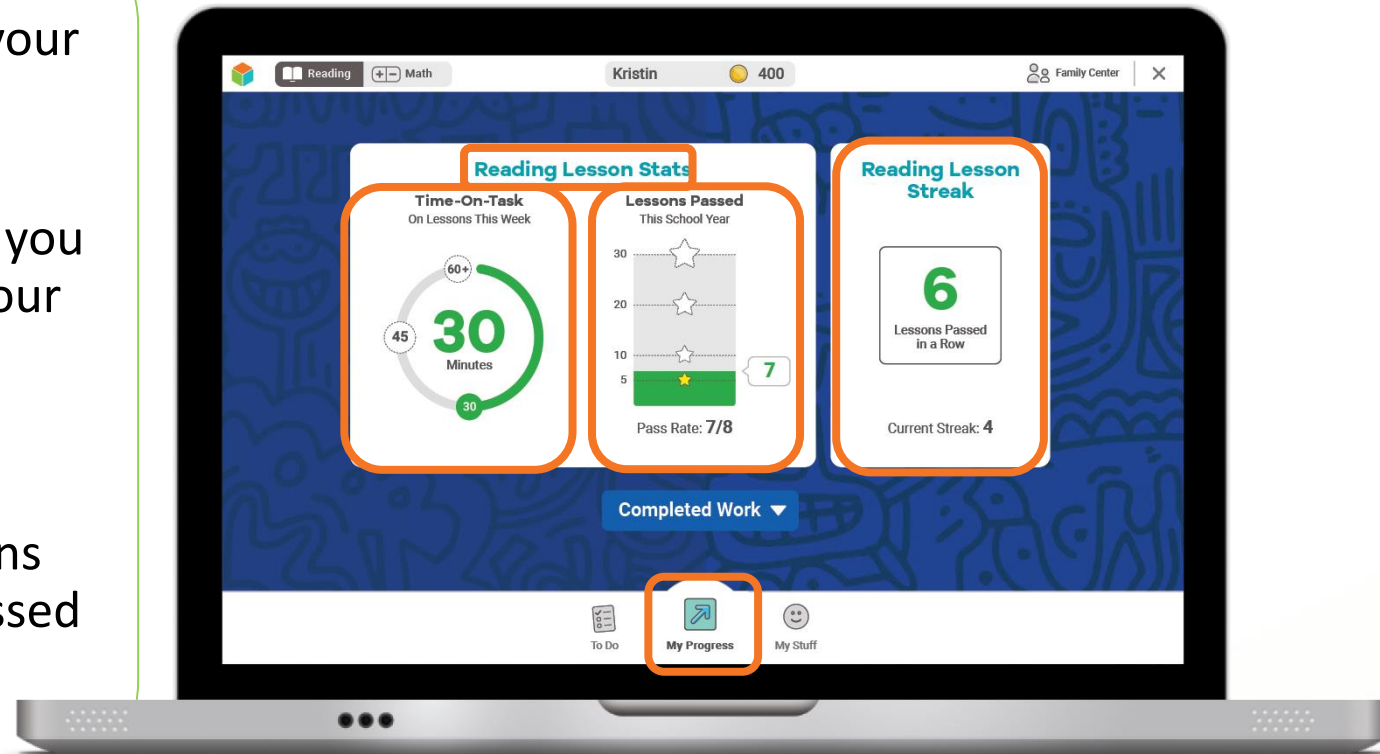
# i-Ready Dashboard

- The green is a My Path lesson.
- Sometimes there will be a Teacher-Assigned Lessons on the left.
- There might be Close Reading lessons.



# My Progress

- **Time-On-Task** tells you how many minutes your student spent on lessons this week.
- **Lessons Passed** tells you how many lessons your student passed this school year.
- **Lesson Streak** tells you how many lessons your student has passed in a row.

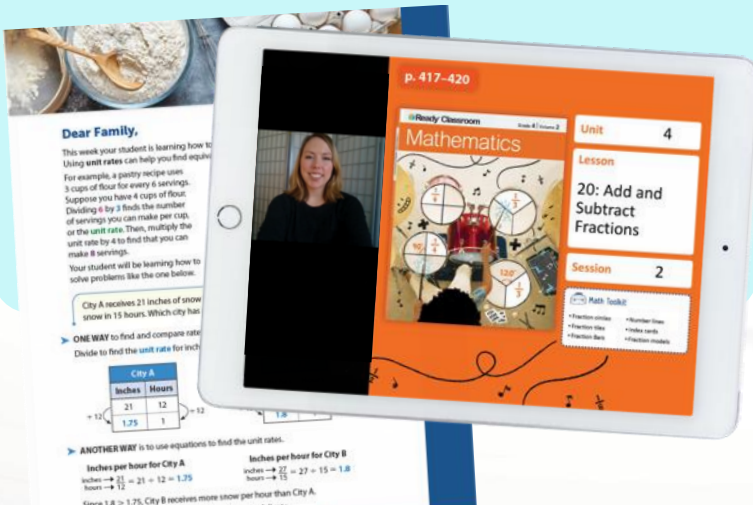




# How to help students with math this year

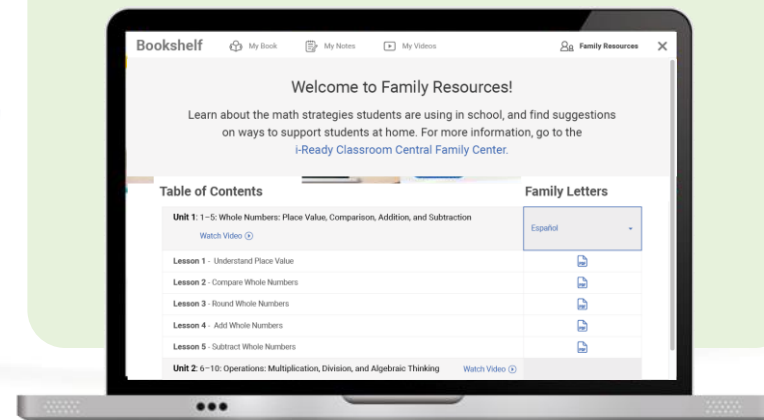
## Stay on Top of Assignments with the Student Dashboard

Family Letters and Develop Session Videos



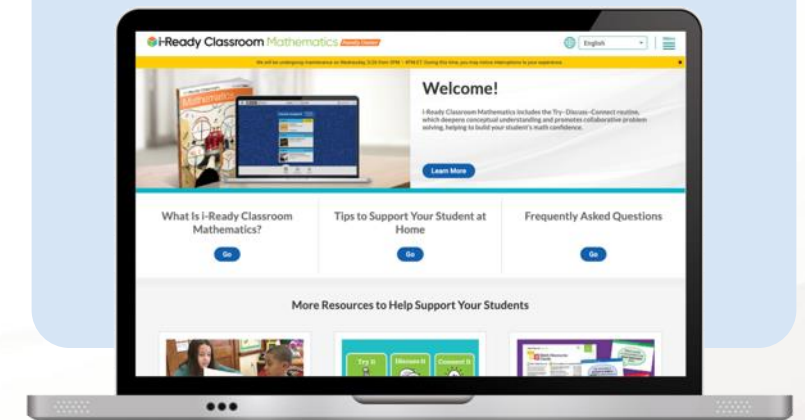
## Family Resources

Unit Flow & Progression Videos



## Family Center

Additional Resources





# Thank you!

**Lisa Larkin, K-4 Math Instructional Coach**

**[llarkin@methacton.org](mailto:llarkin@methacton.org)**

**Abby Hollenbeck, 5-8 Math Instructional Coach**

**[ahollenbeck@methacton.org](mailto:ahollenbeck@methacton.org)**



@MyiReady



Curriculum Associates



@CurriculumAssoc



iReady