

How to Register for Summer Camps

1. Visit our Web Store at <https://methacton.revtrak.net>
2. Click the **Methacton Summer Camp** button.
3. Click on the appropriate camp.



Summer Camps

Our summer camps offers fun and educational programs for children in a safe, well-supervised environment. We incorporate activities including games, sports, art, music, and an assortment of enrichment activities from cooking to swim lessons - all under the direction of certified teachers.

Beginner Jewelry Making

This is a beginner class in jewelry making. Learn beading patterns and how to apply a clasp to a bracelet. We will also learn wire wrapping to create a beautiful pendant and instru...

Number: 200 **Date:** 6/22/15-6/26/15 **Day(s):** Mo, Tu, We, Th, Fr **Time:** 10:00a-12:00p **Instructor(s):** Dalton, Fran **Price:** \$120.00

Creativity Rockset

Want to inspire your child to write? Looking for a way to spark creativity? Does your child LOVE art? Writing is an art form just like painting and drawing. Loving writing comes f...

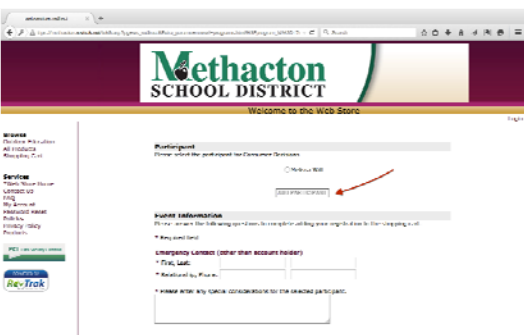
Number: 460 **Date:** 6/22/15-7/1/15 **Day(s):** Mo, Tu, We, Th **Time:** 9:00a-12:00p **Instructor(s):** Fisher, Nicole **Price:** \$160.00
461 **Date:** 7/27/15-8/7/15 **Day(s):** Mo, Tu, We, Th, Fr **Time:** 9:00a-12:00p **Instructor(s):** Fisher, Nicole **Price:** \$190.00

Firebird Theatre - Aristocats Kids!

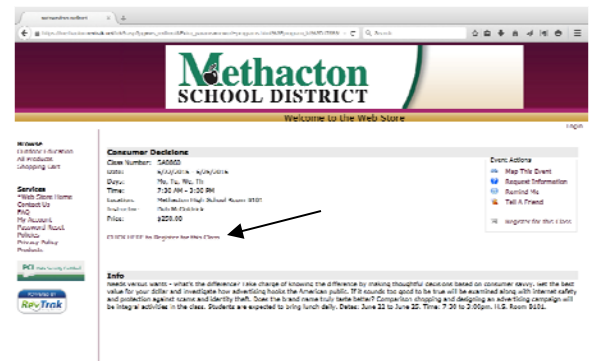
A login window opens. You can create a new account or use an email address and password to login to a current account.



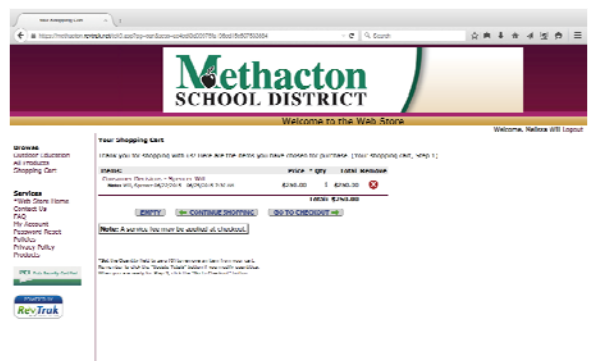
*If your student's name does not appear in the participants list, click **Add Participant**, enter the required information, and click **Add Participant**.*



4. Click the **Click Here to Register for this Class** link.



5. Select the participant's name and answer the required questions and/or enter the required information.
6. Click on **Checkout** to add your class to the shopping cart and **Continue to Shop** to add additional registrations.



7. Verify information for accuracy and click **Go to Checkout**.
8. Enter payment information and click **Continue**. Payment will be processed and the receipt can be viewed and printed.